

Senior Services Millage Annual Report 2017-2018



Genesee County Office of Senior Services

Lynn M. Radzilowski, Director

1101 Beach Street, Room 361
Flint, MI 48502-1470
(810) 424-4478

Funded By The Genesee County Senior Millage

Genesee County Senior Services Millage FY 2017-2018 Annual Report

The Genesee County Office of Senior Services is dedicated to improving the health, safety, and quality of life for seniors in Genesee County. The office oversees the senior millage dollars to area senior centers and contracted service providers to ensure quality services and programming for the senior citizens of Genesee County.

2017-2018 BOARD OF COMMISSIONERS

District 1 - Bryant Nolden

District 2 - Brenda Clack

District 3 - Ellen Ellenburg

District 4 - Kim Courts

District 5 - Mark Young, Chairperson

District 6 - Drew Shapiro

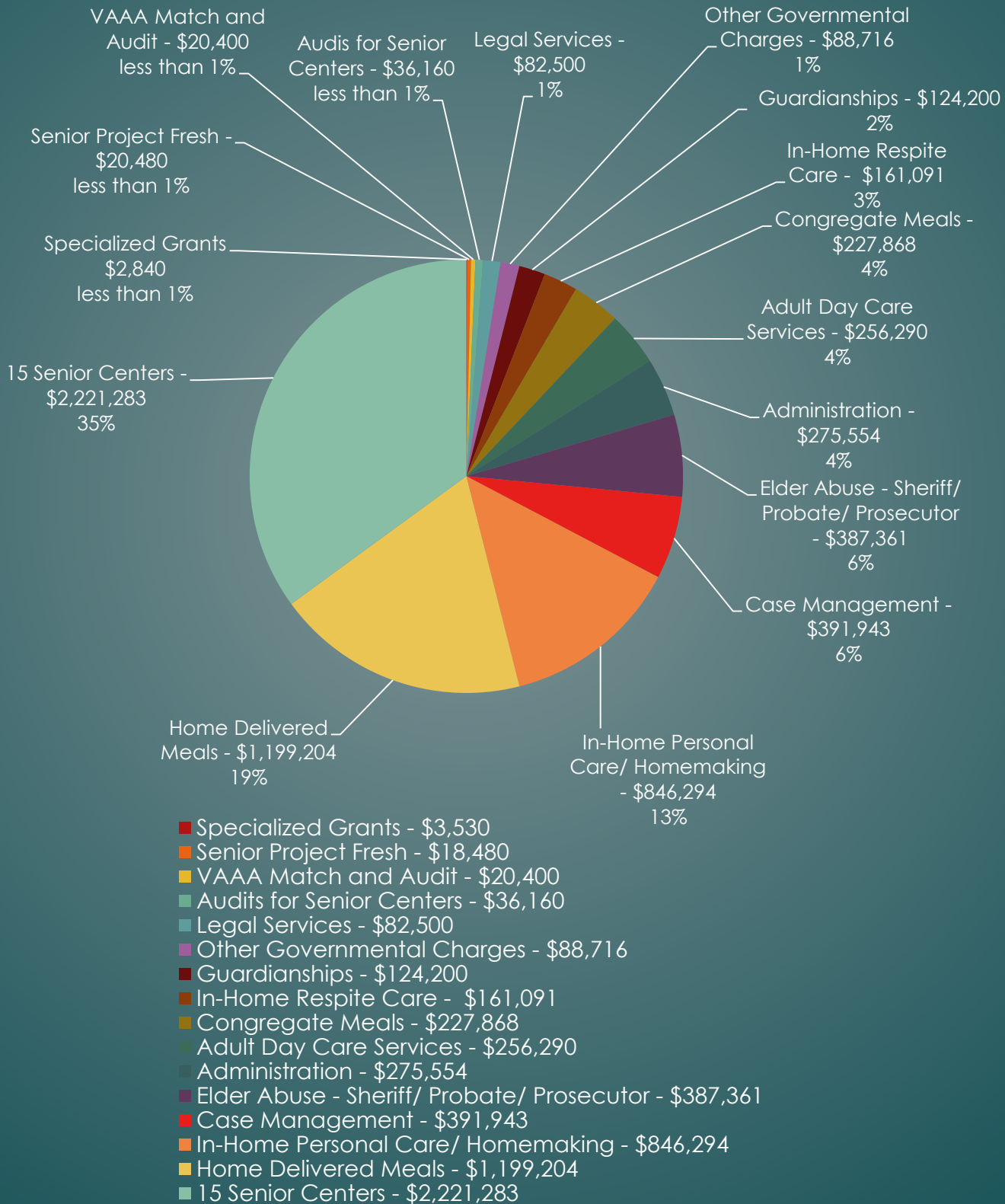
District 7 - Martin Cousineau

District 8 - Ted Henry

District 9 - David Martin

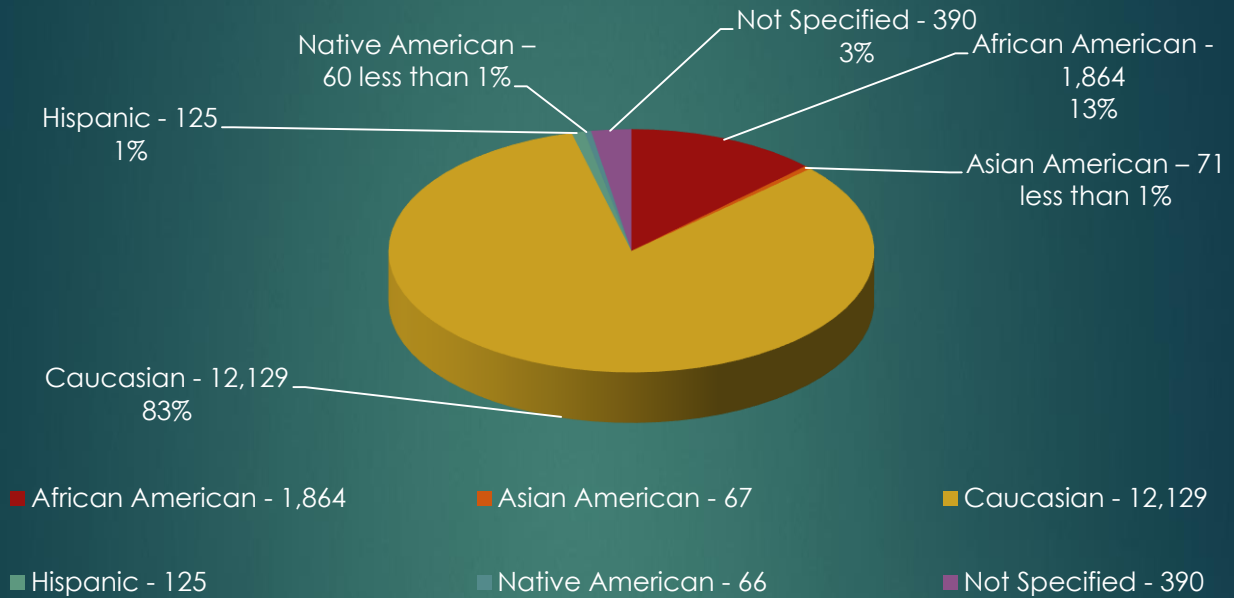
2017-2018 Funding Expenses

\$6,340,875 (Audited)

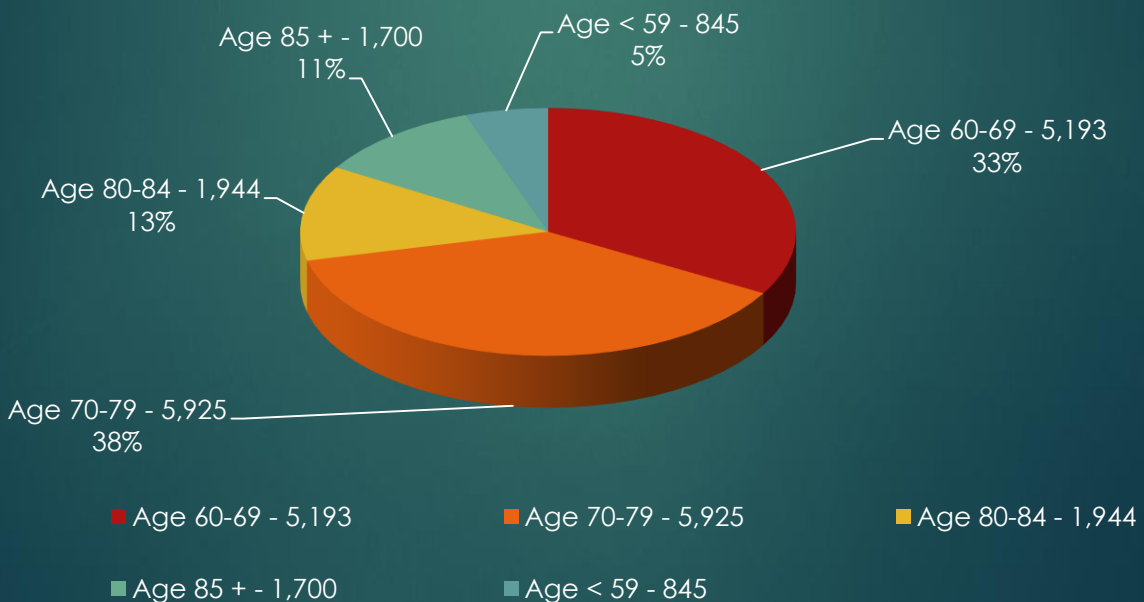


2017-2018 Genesee County Senior Millage Senior Centers

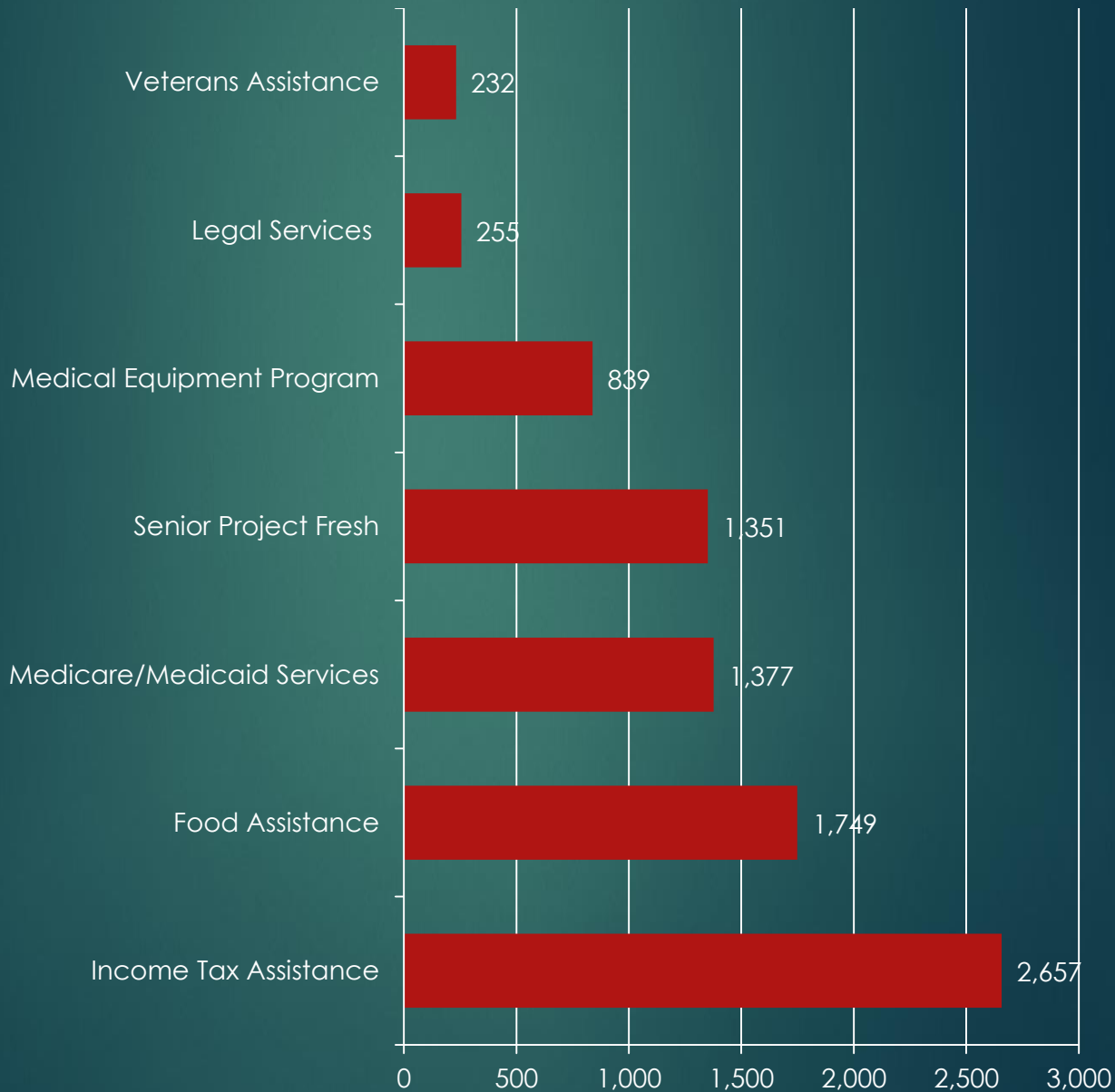
Participants by Ethnicity – 14,641 unduplicated



**Participants by Age Group
14,641 unduplicated**



2017-2018 Genesee County Senior Millage Senior Center Participants Social Services - Unduplicated



2017-2018

Genesee County Senior Millage Service Providers

While the largest number of those using Senior Millage service provider services in 2017-2018 were seeking information and assistance, our service provider partners offered direct services, home support, and nutritional services. The top areas of service in 2017 - 2018 were:

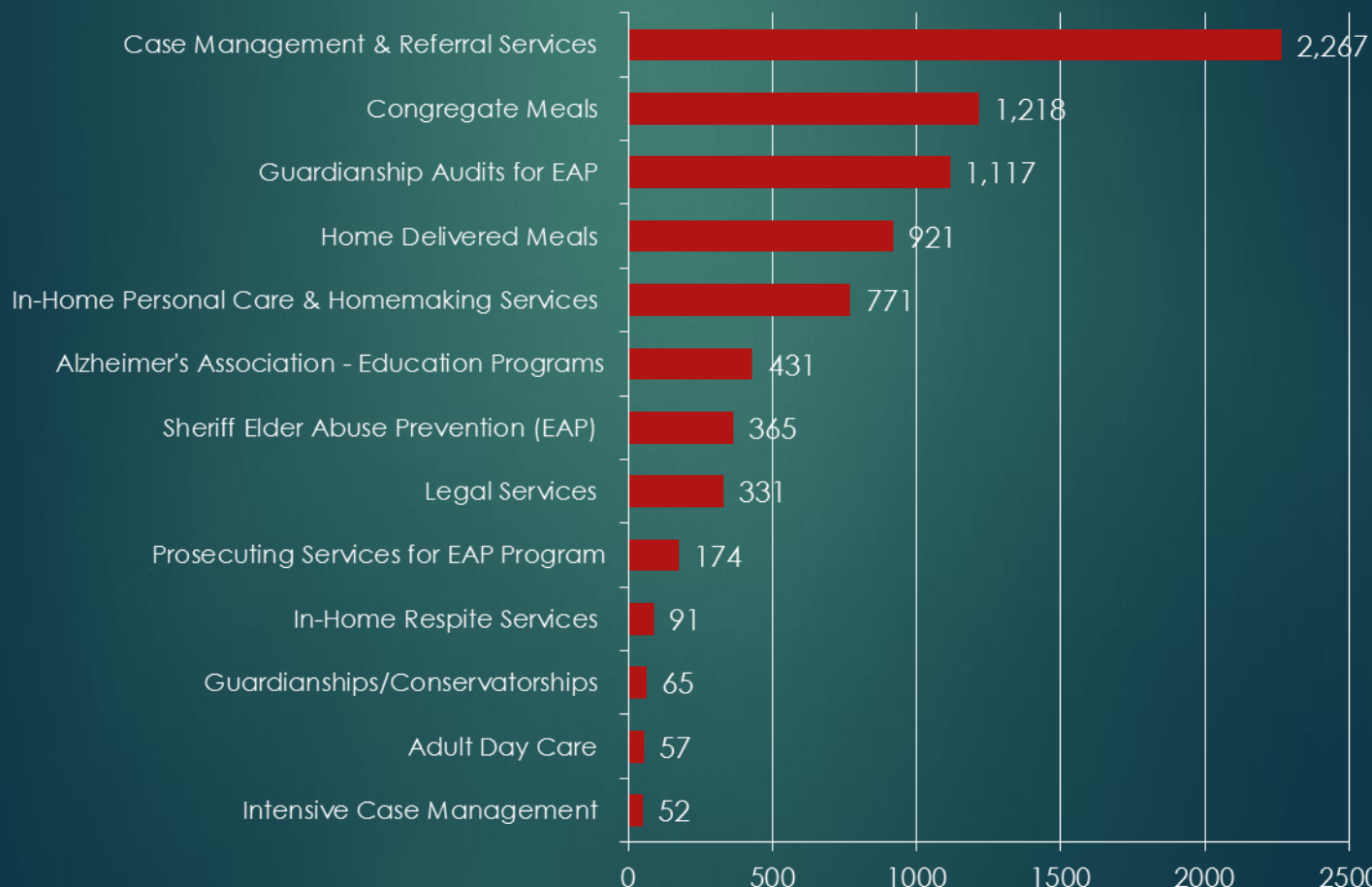
Case Management, Assessment & Referral Services: 2,267 seniors were provided with these type of services.

Nutrition: 2,139 seniors received congregate or home-delivered meals.

In-Home Personal Care & Homemaking Services: 771 seniors received personal care assistance and / or chore services.

Legal Services: Legal assistance was able to be provided to 331 seniors.

Participants Served by Service Providers

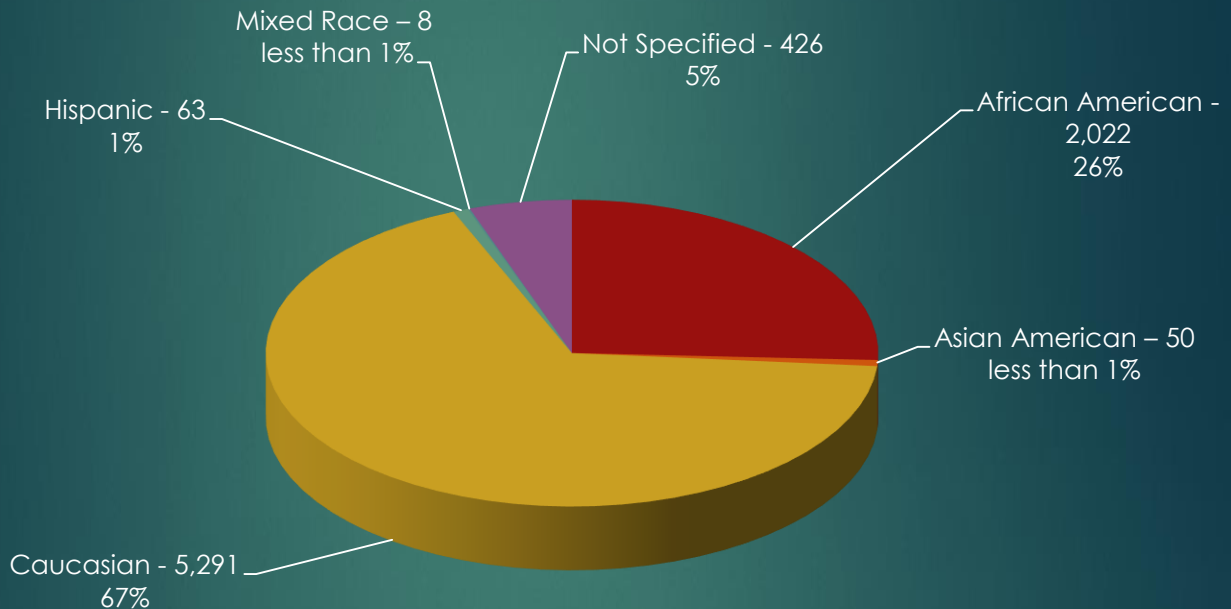


2017-2018 Genesee County Senior Millage Service Providers

Participants by Ethnicity – 7,860 duplicated count

(Seniors may have received more than one type of service and are therefore counted each time.)

(Does not include ethnic data from Senior Project Fresh)



■ African American - 2,022

■ Asian American - 50

■ Caucasian - 5,291

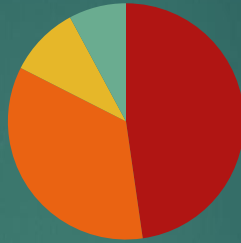
■ Hispanic - 63

■ Mixed Race - 8

■ Not Specified - 426

2017-2018 Genesee County Senior Millage Service Providers

Legal Assistance Service



■ 60-69 ■ 70-79 ■ 80-84 ■ 85 +

Home Delivered Meals



■ 60-69 ■ 70-79 ■ 80-84 ■ 85 +

In-Home Personal Care & Homemaking Service



■ 60-69 ■ 70-79 ■ 80-84 ■ 85 +