

WITH 117 OF 117 PRECINCTS REPORTING

01 = REGISTERED VOTERS - TOTAL	TOTAL	PERCENT	03 = VOTER TURNOUT - TOTAL	TOTAL	PERCENT
02 = BALLOTS CAST - TOTAL	184,583				15.83
	29,227				

01 02 03

0101 Argentine Twp 1, 2 & 3	1513	. 263	17.38
0301 Burton 1	2067	. 338	16.35
0302 Burton 2	2060	. 264	12.82
0303 Burton 3	2574	. 462	17.95
0304 Burton 4	2468	. 277	11.22
0305 Burton 5	1612	. 225	13.96
0306 Burton 6	1852	. 97	5.24
0307 Burton 7	2073	. 220	10.61
0308 Burton 8	1818	. 342	18.81
0309 Burton 9	945	. 164	17.35
0310 Burton 10	2585	. 441	17.06
0311 Burton 11	1521	. 266	17.49
0312 Burton 12	1617	. 349	21.58
0401 Clayton Twp 1	1939	. 502	25.89
0402 Clayton Twp 2	1610	. 399	24.78
0403 Clayton Twp 3	1117	. 239	21.40
0404 Clayton Twp 4	1180	. 225	19.07
0501 Clio 1	1952	. 139	7.12
0801 Fenton 1	1841	. 88	4.78
0802 Fenton 2	1790	. 220	12.29
0803 Fenton 3	1525	. 174	11.41
0804 Fenton 4	2265	. 121	5.34
0805 Fenton 5	1990	. 93	4.67
1001 Flint 1	1795	. 476	26.52
1002 Flint 2	1688	. 421	24.94
1003 Flint 3	931	. 168	18.05
1004 Flint 4	1951	. 396	20.30
1005 Flint 5	1552	. 249	16.04
1006 Flint 6	1523	. 325	21.34
1007 Flint 7	797	. 130	16.31
1008 Flint 8	1371	. 374	27.28
1009 Flint 9	874	. 179	20.48
1010 Flint 10	1337	. 229	17.13
1011 Flint 11	1272	. 259	20.36
1012 Flint 12	1054	. 241	22.87
1013 Flint 13	125	. 22	17.60
1014 Flint 14	1442	. 268	18.59
1015 Flint 15	710	. 142	20.00
1016 Flint 16	1787	. 387	21.66
1017 Flint 17	1040	. 214	20.58
1018 Flint 18	694	. 127	18.30
1019 Flint 19	1062	. 86	8.10
1020 Flint 20	1191	. 186	15.62
1021 Flint 21	1212	. 135	11.14
1022 Flint 22	1908	. 356	18.66
1023 Flint 23	1297	. 100	7.71
1024 Flint 24	1265	. 101	7.98
1025 Flint 25	1776	. 248	13.96
1026 Flint 26	1193	. 129	10.81
1027 Flint 27	276	. 19	6.88
1028 Flint 28	1473	. 263	17.85
1029 Flint 29	1954	. 374	19.14
1030 Flint 30	247	. 15	6.07
1031 Flint 31	1524	. 166	10.89
1032 Flint 32	592	. 75	12.67
1033 Flint 33	364	. 38	10.44

WITH 117 OF 117 PRECINCTS REPORTING

01 = REGISTERED VOTERS - TOTAL
 02 = BALLOTS CAST - TOTAL

TOTAL PERCENT
 184,583
 29,227

03 = VOTER TURNOUT - TOTAL

TOTAL PERCENT
 15.83

(CONTINUED FROM PREVIOUS PAGE)

	01	02	03
1034 Flint 34	210	19	9.05
1035 Flint 35	293	36	12.29
1036 Flint 36	101	13	12.87
1037 Flint 37	1106	177	16.00
1038 Flint 38	383	32	8.36
1039 Flint 39	1195	211	17.66
1040 Flint 40	1808	521	28.82
1041 Flint 41	1266	215	16.98
1042 Flint 42	1249	300	24.02
1043 Flint 43	503	60	11.93
1044 Flint 44	1339	243	18.15
1045 Flint 45	2298	476	20.71
1046 Flint 46	1223	419	34.26
1047 Flint 47	585	124	21.20
1048 Flint 48	1268	355	28.00
1049 Flint 49	2110	664	31.47
1050 Flint 50	1796	445	24.78
1051 Flint 51	1383	395	28.56
1052 Flint 52	1707	203	11.89
1053 Flint 53	1558	210	13.48
1054 Flint 54	558	109	19.53
1055 Flint 55	1717	187	10.89
1056 Flint 56	2036	578	28.39
1057 Flint 57	2087	364	17.44
1058 Flint 58	1926	209	10.85
1059 Flint 59	1072	101	9.42
1060 Flint 60	1917	413	21.54
1061 Flint 61	1466	64	4.37
1101 Flint Twp 1	1776	351	19.76
1102 Flint Twp 2	1412	165	11.69
1103 Flint Twp 3	2089	277	13.26
1104 Flint Twp 4	2240	234	10.45
1105 Flint Twp 5	1946	269	13.82
1106 Flint Twp 6	2908	219	7.53
1107 Flint Twp 7	1824	160	8.77
1108 Flint Twp 8	147	16	10.88
1109 Flint Twp 9	2553	140	5.48
1110 Flint Twp 10	1035	95	9.18
1111 Flint Twp 11	1025	132	12.88
1112 Flint Twp 12	1494	136	9.10
1113 Flint Twp 13	999	161	16.12
1114 Flint Twp 14	1784	153	8.58
1115 Flint Twp 15	1591	190	11.94
1201 Flushing 1	1091	84	7.70
1202 Flushing 2	1109	116	10.46
1203 Flushing 3	1394	131	9.40
1204 Flushing 4	1437	120	8.35
1205 Flushing 5	1588	129	8.12
1501 Gaines Twp 1 & 3	778	109	14.01
1701 Grand Blanc 1, 2 & 4	4422	973	22.00
1702 Grand Blanc 3	1463	348	23.79
1801 Grand Blanc Twp 1 & 2	3614	482	13.34
1802 Grand Blanc Twp 3, 7 & 12	4158	572	13.76
1803 Grand Blanc Twp 4 & 9	3751	676	18.02
1804 Grand Blanc Twp 5	2506	308	12.29
1805 Grand Blanc Twp 6 & 15	4203	776	18.46
1806 Grand Blanc Twp 8 & 10	3395	693	20.41

WITH 117 OF 117 PRECINCTS REPORTING

01 = REGISTERED VOTERS - TOTAL
02 = BALLOTS CAST - TOTAL

TOTAL PERCENT
184,583
29.227

03 = VOTER TURNOUT - TOTAL

TOTAL PERCENT
15.83

(CONTINUED FROM PREVIOUS PAGE)

	01	02	03
1807 Grand Blanc Twp 11	1469	. 111	7.56
1808 Grand Blanc Twp 13 & 14	3554	. 629	17.70
2401 Mundy Twp 1 & 6	1697	. 220	12.96
2407 Mundy Twp 7	780	. 103	13.21

NUMBERED KEY CANVASS

RUN DATE:11/05/15 12:49 PM

GENESEE COUNTY, MICHIGAN
2015 NOVEMBER GENERAL ELECTION
NOVEMBER 3, 2015

OFFICIAL RESULTS

REPORT-EL52 PAGE 0004

WITH 12 OF 12 PRECINCTS REPORTING

MAYOR CITY OF BURTON
VOTE FOR 1
01 = Danny Wells
02 = Paula Zelenko
03 = WRITE-IN

VOTES PERCENT
1,681 49.37
1,704 50.04
20 .59

04 = OVER VOTES
05 = UNDER VOTES

VOTES PERCENT
0
40

	01	02	03	04	05
0301 Burton 1	132	200	0	0	6
0302 Burton 2	148	115	1	0	0
0303 Burton 3	239	212	7	0	4
0304 Burton 4	182	93	1	0	1
0305 Burton 5	103	122	0	0	0
0306 Burton 6	43	51	2	0	1
0307 Burton 7	112	105	2	0	1
0308 Burton 8	173	151	1	0	17
0309 Burton 9	79	81	1	0	3
0310 Burton 10	195	245	1	0	0
0311 Burton 11	105	157	1	0	3
0312 Burton 12	170	172	3	0	4

WITH 12 OF 12 PRECINCTS REPORTING

COUNCIL MEMBER CITY OF BURTON

VOTES PERCENT

VOTES PERCENT

VOTE FOR 4

01 = Charles W. Cross	1,579	14.63		
02 = Ellen J. Ellenburg	2,057	19.06	06 = Tom Martinbianco	1,945 18.02
03 = Rick Fuhst	894	8.28	07 = WRITE-IN	27 .25
04 = Duane Haskins	2,075	19.23	08 = OVER VOTES	0
05 = Steven D. Heffner	2,215	20.52	09 = UNDER VOTES	2,988

	01	02	03	04	05	06	07	08	09
0301 Burton 1	145	211	78	201	223	198	4	0	292
0302 Burton 2	127	171	62	166	186	96	0	0	248
0303 Burton 3	218	240	127	284	291	291	7	0	390
0304 Burton 4	132	171	73	185	186	118	2	0	241
0305 Burton 5	104	149	48	119	141	128	0	0	211
0306 Burton 6	51	59	28	66	70	50	1	0	63
0307 Burton 7	97	133	47	126	155	140	2	0	180
0308 Burton 8	146	182	105	179	173	161	4	0	418
0309 Burton 9	74	100	51	95	96	113	1	0	126
0310 Burton 10	200	261	127	294	288	250	1	0	343
0311 Burton 11	115	183	78	162	194	159	2	0	171
0312 Burton 12	170	197	70	198	212	241	3	0	305

NUMBERED KEY CANVASS

RUN DATE:11/05/15 12:49 PM

GENESEE COUNTY, MICHIGAN
2015 NOVEMBER GENERAL ELECTION
NOVEMBER 3, 2015

OFFICIAL RESULTS

REPORT-EL52 PAGE 0006

WITH 12 OF 12 PRECINCTS REPORTING

COUNCIL MEMBER CITY OF BURTON

VOTES PERCENT

VOTES PERCENT

VOTE FOR 1

01 = Steven Hatfield

02 = Ralph L. LaDuke

03 = WRITE-IN

1,771 54.86

1,444 44.73

13 .40

04 = OVER VOTES

05 = UNDER VOTES

2

215

	01	02	03	04	05
--	----	----	----	----	----

0301 Burton 1	167	151	2	0	18
0302 Burton 2	147	99	1	0	17
0303 Burton 3	226	218	3	1	14
0304 Burton 4	153	100	2	0	22
0305 Burton 5	121	92	0	0	12
0306 Burton 6	46	45	0	0	6
0307 Burton 7	108	101	0	0	11
0308 Burton 8	167	118	1	0	56
0309 Burton 9	90	65	0	0	9
0310 Burton 10	229	183	2	1	26
0311 Burton 11	137	123	1	0	5
0312 Burton 12	180	149	1	0	19

NUMBERED KEY CANVASS

GENESEE COUNTY, MICHIGAN
2015 NOVEMBER GENERAL ELECTION
NOVEMBER 3, 2015

OFFICIAL RESULTS

RUN DATE:11/05/15 12:49 PM

REPORT-EL52 PAGE 0007

WITH 1 OF 1 PRECINCTS REPORTING

COMMISSION MEMBER CITY OF CLIO

VOTES PERCENT

VOTES PERCENT

VOTE FOR 3

01 = Reuben Garcia

104 33.66

04 = WRITE-IN

12 3.88

02 = Duane E. Mosher

94 30.42

05 = OVER VOTES

0

03 = Robert Smith

99 32.04

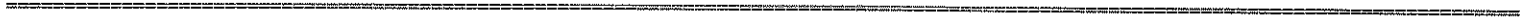
06 = UNDER VOTES

108

01	02	03	04	05	06	

104	94	99	12	0	108	

0501 Clio 1



NUMBERED KEY CANVASS

GENESEE COUNTY, MICHIGAN
2015 NOVEMBER GENERAL ELECTION
NOVEMBER 3, 2015

OFFICIAL RESULTS

RUN DATE:11/05/15 12:49 PM

REPORT-EL52 PAGE 0008

WITH 5 OF 5 PRECINCTS REPORTING

MAYOR CITY OF FENTON
VOTE FOR 1
01 = B. Sue Osborn
02 = WRITE-IN

VOTES PERCENT

VOTES PERCENT

555 96.52
20 3.48

03 = OVER VOTES
04 = UNDER VOTES

0
121

01 02 03 04

0801 Fenton 1	64	3	0	21
0802 Fenton 2	165	9	0	46
0803 Fenton 3	152	4	0	18
0804 Fenton 4	103	2	0	16
0805 Fenton 5	71	2	0	20

NUMBERED KEY CANVASS

GENESEE COUNTY, MICHIGAN
2015 NOVEMBER GENERAL ELECTION
NOVEMBER 3, 2015

OFFICIAL RESULTS

RUN DATE:11/05/15 12:49 PM

REPORT-EL52 PAGE 0009

WITH 5 OF 5 PRECINCTS REPORTING

COUNCIL MEMBER CITY OF FENTON

VOTES PERCENT

VOTES PERCENT

VOTE FOR 3

01 = Leslie Bland

412 23.20

02 = Nancy Draves

450 25.34

03 = Patricia Lockwood

452 25.45

04 = Cherie C. Smith

451 25.39

05 = WRITE-IN

11 .62

06 = OVER VOTES

0

07 = UNDER VOTES

312

	01	02	03	04	05	06	07
0801 Fenton 1	48	54	50	63	2	0	47
0802 Fenton 2	122	138	140	139	2	0	119
0803 Fenton 3	108	119	115	119	2	0	59
0804 Fenton 4	80	86	88	67	1	0	41
0805 Fenton 5	54	53	59	63	4	0	46

WITH 61 OF 61 PRECINCTS REPORTING

MAYOR CITY OF FLINT

VOTES PERCENT

VOTES PERCENT

VOTE FOR 1

01 = Dayne Walling

6,061 43.35

02 = Karen Weaver

7,825 55.96

03 = WRITE-IN

96 .69

04 = OVER VOTES

9

05 = UNDER VOTES

50

01 02 03 04 05

	01	02	03	04	05
1001 Flint 1	115	358	0	0	3
1002 Flint 2	89	330	1	0	1
1003 Flint 3	40	128	0	0	0
1004 Flint 4	96	296	3	1	0
1005 Flint 5	54	193	0	0	2
1006 Flint 6	96	229	0	0	0
1007 Flint 7	34	95	1	0	0
1008 Flint 8	98	274	1	0	1
1009 Flint 9	56	122	0	0	1
1010 Flint 10	60	166	2	0	1
1011 Flint 11	89	168	2	0	0
1012 Flint 12	66	175	0	0	0
1013 Flint 13	5	17	0	0	0
1014 Flint 14	84	182	2	0	0
1015 Flint 15	41	100	1	0	0
1016 Flint 16	92	292	2	0	1
1017 Flint 17	70	139	1	1	3
1018 Flint 18	33	92	1	1	0
1019 Flint 19	49	34	2	0	1
1020 Flint 20	93	89	3	0	1
1021 Flint 21	43	92	0	0	0
1022 Flint 22	229	126	0	0	1
1023 Flint 23	57	42	1	0	0
1024 Flint 24	81	19	1	0	0
1025 Flint 25	184	58	4	1	1
1026 Flint 26	80	45	2	1	1
1027 Flint 27	14	5	0	0	0
1028 Flint 28	69	191	2	0	1
1029 Flint 29	101	267	2	1	3
1030 Flint 30	11	3	0	0	1
1031 Flint 31	72	87	5	2	0
1032 Flint 32	45	28	1	0	1
1033 Flint 33	19	18	0	0	1
1034 Flint 34	11	8	0	0	0
1035 Flint 35	15	19	0	0	2
1036 Flint 36	3	10	0	0	0
1037 Flint 37	49	128	0	0	0
1038 Flint 38	21	10	1	0	0
1039 Flint 39	53	157	0	0	1
1040 Flint 40	159	358	4	0	0
1041 Flint 41	61	152	1	0	1
1042 Flint 42	159	132	9	0	0
1043 Flint 43	45	14	1	0	0
1044 Flint 44	135	106	2	0	0
1045 Flint 45	225	242	6	0	3
1046 Flint 46	327	88	4	0	0
1047 Flint 47	95	28	1	0	0
1048 Flint 48	267	83	2	0	3
1049 Flint 49	224	437	0	0	3
1050 Flint 50	114	327	1	0	3
1051 Flint 51	311	80	4	0	0
1052 Flint 52	148	50	1	0	4
1053 Flint 53	150	58	1	0	1
1054 Flint 54	80	27	2	0	0

WITH 61 OF 61 PRECINCTS REPORTING

MAYOR CITY OF FLINT

VOTES PERCENT

VOTES PERCENT

VOTE FOR 1

01 = Dayne Walling

6,061 43.35

02 = Karen Weaver

7,825 55.96

03 = WRITE-IN

96 .69

04 = OVER VOTES

9

05 = UNDER VOTES

50

(CONTINUED FROM PREVIOUS PAGE)

01 02 03 04 05

1055 Flint 55	140	44	2	1	0
1056 Flint 56	263	308	6	0	1
1057 Flint 57	227	132	3	0	2
1058 Flint 58	146	59	4	0	0
1059 Flint 59	70	31	0	0	0
1060 Flint 60	175	236	1	0	1
1061 Flint 61	23	41	0	0	0

NUMBERED KEY CANVASS

GENESEE COUNTY, MICHIGAN
2015 NOVEMBER GENERAL ELECTION
NOVEMBER 3, 2015

OFFICIAL RESULTS

RUN DATE:11/05/15 12:49 PM

REPORT-EL52 PAGE 0012

WITH 7 OF 7 PRECINCTS REPORTING

COUNCIL MEMBER 3RD WARD CITY OF FLINT

VOTES PERCENT

VOTES PERCENT

VOTE FOR 1

01 = AC Dumas

504 40.98

02 = Kerry L. Nelson

718 58.37

03 = WRITE-IN

8 .65

04 = OVER VOTES

1

05 = UNDER VOTES

46

01 02 03 04 05

1015 Flint 15	62	76	0	0	4
1016 Flint 16	147	224	4	0	12
1017 Flint 17	80	126	1	0	7
1018 Flint 18	45	78	0	1	3
1019 Flint 19	20	58	1	0	7
1020 Flint 20	76	99	2	0	9
1021 Flint 21	74	57	0	0	4

NUMBERED KEY CANVASS

RUN DATE:11/05/15 12:49 PM

GENESEE COUNTY, MICHIGAN
2015 NOVEMBER GENERAL ELECTION
NOVEMBER 3, 2015

OFFICIAL RESULTS

REPORT-EL52 PAGE 0013

WITH 6 OF 6 PRECINCTS REPORTING

COUNCIL MEMBER 6TH WARD CITY OF FLINT

VOTES PERCENT

VOTES PERCENT

VOTE FOR 1

01 = Herbert J. Winfrey

02 = WRITE-IN

1,184 96.57

42 3.43

03 = OVER VOTES

04 = UNDER VOTES

0

324

01 02 03 04

1039 Flint 39	166	7	0	38
1040 Flint 40	422	9	0	90
1041 Flint 41	167	9	0	39
1042 Flint 42	216	7	0	77
1043 Flint 43	44	2	0	14
1044 Flint 44	169	8	0	66

NUMBERED KEY CANVASS

RUN DATE:11/05/15 12:49 PM

GENESEE COUNTY, MICHIGAN
2015 NOVEMBER GENERAL ELECTION
NOVEMBER 3, 2015

OFFICIAL RESULTS

REPORT-EL52 PAGE 0014

WITH 5 OF 5 PRECINCTS REPORTING

MAYOR CITY OF FLUSHING
VOTE FOR 1
01 = Kevin J. Keane
02 = WRITE-IN

VOTES PERCENT

VOTES PERCENT

506 97.87
11 2.13

03 = OVER VOTES
04 = UNDER VOTES

0
63

01 02 03 04

1201 Flushing 1	70	3	0	11
1202 Flushing 2	109	1	0	6
1203 Flushing 3	115	2	0	14
1204 Flushing 4	104	2	0	14
1205 Flushing 5	108	3	0	18

NUMBERED KEY CANVASS

GENESEE COUNTY, MICHIGAN
2015 NOVEMBER GENERAL ELECTION
NOVEMBER 3, 2015

OFFICIAL RESULTS

RUN DATE:11/05/15 12:49 PM

REPORT-EL52 PAGE 0015

WITH 5 OF 5 PRECINCTS REPORTING

COUNCIL MEMBER DISTRICT I FLUSHING CITY

VOTES PERCENT

VOTES PERCENT

VOTE FOR 1

01 = Sylvia Rowe

02 = WRITE-IN

182 40.63

266 59.38

03 = OVER VOTES

04 = UNDER VOTES

1

131

01 02 03 04

1201 Flushing 1	32	37	0	15
1202 Flushing 2	29	63	0	24
1203 Flushing 3	36	66	0	29
1204 Flushing 4	38	50	1	31
1205 Flushing 5	47	50	0	32

NUMBERED KEY CANVASS

RUN DATE:11/05/15 12:49 PM

GENESEE COUNTY, MICHIGAN
2015 NOVEMBER GENERAL ELECTION
NOVEMBER 3, 2015

OFFICIAL RESULTS

REPORT-EL52 PAGE 0016

WITH 5 OF 5 PRECINCTS REPORTING

COUNCIL MEMBER DISTRICT III FLUSHING CITY

VOTES PERCENT

VOTES PERCENT

VOTE FOR 1

01 = David Detman

299 63.48

02 = Seth Esterline

162 34.39

03 = WRITE-IN

10 2.12

04 = OVER VOTES

2

05 = UNDER VOTES

107

01 02 03 04 05

1201 Flushing 1

31 34 0 2 17

1202 Flushing 2

63 27 1 0 25

1203 Flushing 3

69 32 4 0 26

1204 Flushing 4

56 38 1 0 25

1205 Flushing 5

80 31 4 0 14

=====

NUMBERED KEY CANVASS

GENESEE COUNTY, MICHIGAN
2015 NOVEMBER GENERAL ELECTION
NOVEMBER 3, 2015

OFFICIAL RESULTS

RUN DATE:11/05/15 12:49 PM

REPORT-EL52 PAGE 0017

WITH 5 OF 5 PRECINCTS REPORTING

COUNCIL MEMBER-AT-LARGE FLUSHING CITY

VOTES PERCENT

VOTES PERCENT

VOTE FOR 1

01 = John Gault

02 = WRITE-IN

503 97.67

12 2.33

03 = OVER VOTES

04 = UNDER VOTES

0

65

01 02 03 04

1201 Flushing 1	69	2	0	13
1202 Flushing 2	105	2	0	9
1203 Flushing 3	119	0	0	12
1204 Flushing 4	103	2	0	15
1205 Flushing 5	107	6	0	16

NUMBERED KEY CANVASS

RUN DATE:11/05/15 12:49 PM

GENESEE COUNTY, MICHIGAN
2015 NOVEMBER GENERAL ELECTION
NOVEMBER 3, 2015

OFFICIAL RESULTS

REPORT-EL52 PAGE 0018

WITH 2 OF 2 PRECINCTS REPORTING

MAYOR CITY OF GRAND BLANC
VOTE FOR 1
01 = Susan J. Soderstrom
02 = WRITE-IN

VOTES PERCENT

VOTES PERCENT

994 95.85
43 4.15

03 = OVER VOTES
04 = UNDER VOTES

0
284

01 02 03 04

1701 Grand Blanc 1, 2 & 4
1702 Grand Blanc 3

737 31 0 205
257 12 0 79



NUMBERED KEY CANVASS

GENESEE COUNTY, MICHIGAN
2015 NOVEMBER GENERAL ELECTION
NOVEMBER 3, 2015

OFFICIAL RESULTS

RUN DATE:11/05/15 12:49 PM

REPORT-EL52 PAGE 0019

WITH 2 OF 2 PRECINCTS REPORTING

COUNCIL MEMBER CITY OF GRAND BLANC

VOTES PERCENT

VOTES PERCENT

VOTE FOR 3

- 01 = John Creasey
- 02 = Chris Douglas
- 03 = John A. Freel
- 04 = Mark Merrill
- 05 = Julie Nielsen

525 16.69
522 16.59
426 13.54
513 16.31
652 20.72

- 06 = Matt Telliga
- 07 = WRITE-IN
- 08 = OVER VOTES
- 09 = UNDER VOTES

498 15.83
10 .32
36
781

	01	02	03	04	05	06	07	08	09
1701 Grand Blanc 1, 2 & 4	416	374	279	387	514	360	8	21	560
1702 Grand Blanc 3	109	148	147	126	138	138	2	15	221

NUMBERED KEY CANVASS

GENESEE COUNTY, MICHIGAN
2015 NOVEMBER GENERAL ELECTION
NOVEMBER 3, 2015

OFFICIAL RESULTS

RUN DATE:11/05/15 12:49 PM

REPORT-EL52 PAGE 0020

WITH 2 OF 2 PRECINCTS REPORTING

COUNCIL MEMBER CITY OF GRAND BLANC

VOTES PERCENT

VOTES PERCENT

VOTE FOR 1

01 = Don Becker

428 43.28

02 = Pamela K. Gillies

560 56.62

03 = WRITE-IN

1 .10

04 = OVER VOTES

2

05 = UNDER VOTES

330

01 02 03 04 05

1701 Grand Blanc 1, 2 & 4

331 397 1 2 242

1702 Grand Blanc 3

97 163 0 0 88



NUMBERED KEY CANVASS

GENESEE COUNTY, MICHIGAN
2015 NOVEMBER GENERAL ELECTION
NOVEMBER 3, 2015

OFFICIAL RESULTS

RUN DATE:11/05/15 12:49 PM

REPORT-EL52 PAGE 0021

WITH 2 OF 2 PRECINCTS REPORTING

BOARD OF REVIEW CITY OF GRAND BLANC

VOTES PERCENT

VOTES PERCENT

VOTE FOR 2

01 = Peter Bührer

717 46.11

02 = Robert C. Courneya

836 53.76

03 = WRITE-IN

2 .13

04 = OVER VOTES

0

05 = UNDER VOTES

1,087

01 02 03 04 05

1701 Grand Blanc 1, 2 & 4

541 622 2 0 781

1702 Grand Blanc 3

176 214 0 0 306
=====

WITH 61 OF 61 PRECINCTS REPORTING

PUBLIC TRANSPORTATION CITY OF FLINT

VOTES PERCENT

VOTES PERCENT

VOTE FOR 1

01 = YES

02 = NO

9,889 71.96
 3,853 28.04

03 = OVER VOTES
 04 = UNDER VOTES

6
 293

 01 02 03 04

	01	02	03	04
1001 Flint 1	341	113	0	22
1002 Flint 2	293	117	1	10
1003 Flint 3	111	49	0	8
1004 Flint 4	274	110	0	12
1005 Flint 5	162	74	0	13
1006 Flint 6	222	93	0	10
1007 Flint 7	97	31	0	2
1008 Flint 8	251	110	0	13
1009 Flint 9	118	55	0	6
1010 Flint 10	160	66	0	3
1011 Flint 11	179	74	0	6
1012 Flint 12	175	60	0	6
1013 Flint 13	17	5	0	0
1014 Flint 14	191	73	0	4
1015 Flint 15	90	47	0	5
1016 Flint 16	247	125	1	14
1017 Flint 17	140	65	0	9
1018 Flint 18	84	37	0	6
1019 Flint 19	58	26	0	2
1020 Flint 20	91	94	0	1
1021 Flint 21	77	51	1	6
1022 Flint 22	231	122	0	3
1023 Flint 23	67	31	0	2
1024 Flint 24	69	32	0	0
1025 Flint 25	152	93	0	3
1026 Flint 26	79	48	0	2
1027 Flint 27	16	3	0	0
1028 Flint 28	189	66	0	8
1029 Flint 29	266	100	0	8
1030 Flint 30	8	7	0	0
1031 Flint 31	124	39	0	3
1032 Flint 32	58	12	0	5
1033 Flint 33	32	6	0	0
1034 Flint 34	12	7	0	0
1035 Flint 35	29	6	0	1
1036 Flint 36	8	5	0	0
1037 Flint 37	132	42	0	3
1038 Flint 38	23	9	0	0
1039 Flint 39	151	57	1	2
1040 Flint 40	363	153	0	5
1041 Flint 41	158	54	0	3
1042 Flint 42	218	79	0	3
1043 Flint 43	41	19	0	0
1044 Flint 44	178	60	0	5
1045 Flint 45	392	77	1	6
1046 Flint 46	338	76	0	5
1047 Flint 47	102	21	0	1
1048 Flint 48	294	55	0	6
1049 Flint 49	492	160	0	12
1050 Flint 50	324	104	0	17
1051 Flint 51	295	96	0	4
1052 Flint 52	151	51	0	1
1053 Flint 53	158	50	0	2
1054 Flint 54	70	38	0	1
1055 Flint 55	127	56	1	3

WITH 61 OF 61 PRECINCTS REPORTING

PUBLIC TRANSPORTATION CITY OF FLINT

VOTES PERCENT

VOTES PERCENT

VOTE FOR 1
01 = YES
02 = NO

9,889 71.96
3,853 28.04

03 = OVER VOTES
04 = UNDER VOTES

6
293

(CONTINUED FROM PREVIOUS PAGE)

01 02 03 04

1056 Flint 56	415	156	0	7
1057 Flint 57	238	123	0	3
1058 Flint 58	135	71	0	3
1059 Flint 59	57	42	0	2
1060 Flint 60	274	133	0	6
1061 Flint 61	45	19	0	0

WITH 4 OF 4 PRECINCTS REPORTING

CLAYTON TOWNSHIP POLICE MILLAGE

VOTES PERCENT

VOTES PERCENT

VOTE FOR 1

01 = YES

02 = NO

881 64.64

482 35.36

03 = OVER VOTES

04 = UNDER VOTES

0

2

	01	02	03	04
0401 Clayton Twp 1	333	169	0	0
0402 Clayton Twp 2	276	122	0	1
0403 Clayton Twp 3	154	85	0	0
0404 Clayton Twp 4	118	106	0	1

WITH 15 OF 15 PRECINCTS REPORTING

FLINT TOWNSHIP FIRE PROTECTION MILLAGE

VOTES PERCENT

VOTES PERCENT

VOTE FOR 1

01 = YES

02 = NO

2,004 74.50
686 25.50

03 = OVER VOTES
04 = UNDER VOTES

4
4

01 02 03 04

	01	02	03	04
1101 Flint Twp 1	264	86	0	1
1102 Flint Twp 2	128	36	1	0
1103 Flint Twp 3	200	77	0	0
1104 Flint Twp 4	166	67	0	1
1105 Flint Twp 5	190	78	0	1
1106 Flint Twp 6	161	56	1	1
1107 Flint Twp 7	118	41	1	0
1108 Flint Twp 8	14	2	0	0
1109 Flint Twp 9	104	36	0	0
1110 Flint Twp 10	69	26	0	0
1111 Flint Twp 11	97	35	0	0
1112 Flint Twp 12	109	27	0	0
1113 Flint Twp 13	123	38	0	0
1114 Flint Twp 14	107	45	1	0
1115 Flint Twp 15	154	36	0	0

WITH 15 OF 15 PRECINCTS REPORTING

FLINT TOWNSHIP ROAD MILLAGE

VOTES PERCENT

VOTES PERCENT

VOTE FOR 1

01 = YES

02 = NO

1,823 67.82
865 32.18

03 = OVER VOTES
04 = UNDER VOTES

3
7

01 02 03 04

	01	02	03	04
1101 Flint Twp 1	253	97	0	1
1102 Flint Twp 2	111	54	0	0
1103 Flint Twp 3	185	92	0	0
1104 Flint Twp 4	157	75	0	2
1105 Flint Twp 5	173	96	0	0
1106 Flint Twp 6	136	81	1	1
1107 Flint Twp 7	106	54	0	0
1108 Flint Twp 8	11	5	0	0
1109 Flint Twp 9	91	48	0	1
1110 Flint Twp 10	62	32	1	0
1111 Flint Twp 11	90	41	0	1
1112 Flint Twp 12	105	31	0	0
1113 Flint Twp 13	113	48	0	0
1114 Flint Twp 14	93	59	1	0
1115 Flint Twp 15	137	52	0	1

NUMBERED KEY CANVASS

GENESEE COUNTY, MICHIGAN
2015 NOVEMBER GENERAL ELECTION
NOVEMBER 3, 2015

OFFICIAL RESULTS

RUN DATE:11/05/15 12:49 PM

REPORT-EL52 PAGE 0027

WITH 1 OF 1 PRECINCTS REPORTING

BYRON SCHOOLS SITE SINKING RENEWAL

VOTES PERCENT

VOTES PERCENT

VOTE FOR 1

01 = YES

02 = NO

142 53.99

121 46.01

03 = OVER VOTES

04 = UNDER VOTES

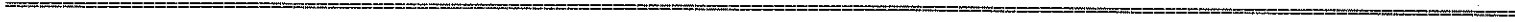
0

0

01 02 03 04

142 121 0 0

0101 Argentine Twp 1, 2 & 3



NUMBERED KEY CANVASS

GENESEE COUNTY, MICHIGAN
2015 NOVEMBER GENERAL ELECTION
NOVEMBER 3, 2015

OFFICIAL RESULTS

RUN DATE:11/05/15 12:49 PM

REPORT-EL52

PAGE 0028

WITH 2 OF 2 PRECINCTS REPORTING

DURAND AREA SCHOOLS BOND PROPOSAL

VOTES PERCENT

VOTES PERCENT

VOTE FOR 1

01 = YES

02 = NO

60 43.48

78 56.52

03 = OVER VOTES

04 = UNDER VOTES

0

0


01 02 03 04

6 23 0 0

0404 Clayton Twp 4

1501 Gaines Twp 1 & 3

54 55 0 0



WITH 13 OF 13 PRECINCTS REPORTING

GRAND BLANC SCHOOLS BOND PROPOSAL

VOTES PERCENT

VOTES PERCENT

VOTE FOR 1

01 = YES

02 = NO

3,223 52.11
 2,962 47.89

03 = OVER VOTES
 04 = UNDER VOTES

0
 48

 01 02 03 04

0308 Burton 8	156	176	0	10
1701 Grand Blanc 1, 2 & 4	564	391	0	18
1702 Grand Blanc 3	181	161	0	6
1801 Grand Blanc Twp 1 & 2	236	245	0	1
1802 Grand Blanc Twp 3, 7 & 12	295	274	0	3
1803 Grand Blanc Twp 4 & 9	337	337	0	2
1804 Grand Blanc Twp 5	148	159	0	1
1805 Grand Blanc Twp 6 & 15	391	383	0	2
1806 Grand Blanc Twp 8 & 10	399	291	0	3
1807 Grand Blanc Twp 11	43	68	0	0
1808 Grand Blanc Twp 13 & 14	310	319	0	0
2401 Mundy Twp 1 & 6	88	130	0	2
2407 Mundy Twp 7	75	28	0	0

WITH 61 OF 61 PRECINCTS REPORTING

FLINT PUBLIC LIBRARY PROPOSAL

VOTES PERCENT

VOTES PERCENT

VOTE FOR 1

01 = YES

02 = NO

10,060 73.38
 3,649 26.62

03 = OVER VOTES
 04 = UNDER VOTES

4
 328

 01 02 03 04

	01	02	03	04
1001 Flint 1	305	152	0	19
1002 Flint 2	297	107	0	17
1003 Flint 3	123	39	0	6
1004 Flint 4	290	98	1	7
1005 Flint 5	171	65	0	13
1006 Flint 6	227	91	0	7
1007 Flint 7	95	32	0	3
1008 Flint 8	271	83	1	19
1009 Flint 9	131	44	0	4
1010 Flint 10	153	71	0	5
1011 Flint 11	181	73	0	5
1012 Flint 12	173	62	0	6
1013 Flint 13	14	7	0	1
1014 Flint 14	193	70	0	5
1015 Flint 15	94	41	0	7
1016 Flint 16	249	120	0	18
1017 Flint 17	137	65	0	12
1018 Flint 18	81	35	0	11
1019 Flint 19	56	27	0	3
1020 Flint 20	102	82	0	2
1021 Flint 21	82	47	1	5
1022 Flint 22	236	117	0	3
1023 Flint 23	64	35	0	1
1024 Flint 24	78	23	0	0
1025 Flint 25	162	82	0	4
1026 Flint 26	88	40	0	1
1027 Flint 27	15	4	0	0
1028 Flint 28	186	67	0	10
1029 Flint 29	264	97	0	13
1030 Flint 30	10	5	0	0
1031 Flint 31	124	38	0	4
1032 Flint 32	55	15	0	5
1033 Flint 33	30	8	0	0
1034 Flint 34	8	11	0	0
1035 Flint 35	26	10	0	0
1036 Flint 36	8	5	0	0
1037 Flint 37	129	43	0	5
1038 Flint 38	28	4	0	0
1039 Flint 39	167	41	0	3
1040 Flint 40	373	134	0	14
1041 Flint 41	164	46	0	5
1042 Flint 42	222	73	0	5
1043 Flint 43	44	15	0	1
1044 Flint 44	183	51	0	9
1045 Flint 45	407	62	1	6
1046 Flint 46	355	62	0	2
1047 Flint 47	101	22	0	1
1048 Flint 48	311	41	0	3
1049 Flint 49	499	155	0	10
1050 Flint 50	337	92	0	16
1051 Flint 51	294	96	0	5
1052 Flint 52	142	60	0	1
1053 Flint 53	150	58	0	2
1054 Flint 54	73	35	0	1
1055 Flint 55	128	58	0	1

WITH 61 OF 61 PRECINCTS REPORTING

FLINT PUBLIC LIBRARY PROPOSAL

VOTES PERCENT

VOTES PERCENT

VOTE FOR 1
 01 = YES
 02 = NO

10,060 73.38
 3,649 26.62

03 = OVER VOTES
 04 = UNDER VOTES

4
 328

(CONTINUED FROM PREVIOUS PAGE)

	01	02	03	04
1056 Flint 56	413	152	0	13
1057 Flint 57	244	118	0	2
1058 Flint 58	132	75	0	2
1059 Flint 59	60	39	0	2
1060 Flint 60	278	132	0	3
1061 Flint 61	47	17	0	0